



Customer information packet

EM2513T-5

15HP, 1765RPM, 3PH, 60HZ, 254T, 3948M, OPSB, F1

Class - None

Division - Not Applicable

Specifications

Enclosure	OPSB
Frame	254T
Frame Material	Steel
Frequency	60.00 Hz
Haz Area Class and Group	None
Haz Area Division	Not Applicable
Motor Letter Type	Three Phase
Output @ Frequency	15.000 HP @ 60 HZ
Phase	3
Synchronous Speed @ Frequency	1800 RPM @ 60 HZ
Voltage @ Frequency	575.0 V @ 60 HZ
Agency Approvals	CSA EEV NEMA PREMIUM NEMA_PREMIUM UR
Ambient Temperature	40 °C
Auxiliary Box	NO AUXILLARY BOX
Auxiliary Box Lead Termination	None
Base Indicator	Rigid
Bearing Grease Type	Polyrex EM (-20F +300F)
Blower	None
Current @ Voltage	14.200 A @ 575.0 V
Design Code	A
Drip Cover	No Drip Cover
Duty Rating	CONT
Efficiency @ 100% Load	93.0 %
Electrically Isolated Bearing	Not Electrically Isolated
Feedback Device	NO FEEDBACK
Front Face Code	Standard
Front Shaft Indicator	None
Heater Indicator	No Heater
High Voltage Full Load Amps	14.2 a

Part detail

Revision	M
Type	AC
Mech. spec.	39K57
Base	
Status	PRD/A
Elec. spec.	39WGY386
Layout	39LYK057
Eff. date	12-12-2025
CD Diagram	CD0006
Poles	04
Leads	3#12
Proprietary	False
Created date	10-02-2017

Insulation Class	F
Inverter Code	Inverter Ready
IP Rating	NONE
KVA Code	H
Lifting Lugs	Standard Lifting Lugs
Locked Bearing Indicator	No Locked Bearing
Motor Lead Exit	Ko Box
Motor Lead Quantity/Wire Size	3 @ 12 AWG
Motor Lead Termination	Flying Leads
Motor Standards	NEMA
Motor Type	3948M
Mounting Arrangement	F1
Number of Poles	4
Overall Length	23.19 IN
Power Factor	85
Product Family	General Purpose
Pulley End Bearing Type	Ball
Pulley Face Code	Standard
Pulley Shaft Indicator	Standard
Rodent Screen	None
Service Factor	1.15
Shaft Diameter	1.625 IN
Shaft Extension Location	Pulley End
Shaft Ground Indicator	No Shaft Grounding
Shaft Rotation	Reversible
Shaft Slinger Indicator	No Slinger
Speed	1765 rpm
Speed Code	Single Speed
Starting Method	Direct on line
Thermal Device - Bearing	None
Thermal Device - Winding	None
Vibration Sensor Indicator	No Vibration Sensor
Winding Thermal 1	None
Winding Thermal 2	None

Nameplate

NP3553L									
CAT.NO.	EM2513T-5								
SPEC	39K057Y386								
HP	15								
VOLTS	575								
AMPS	14.2								
RPM	1765								
FRAME	254T		HZ	60		PH	3		
SF	1.15	CODE	H	DES	A	CLASS	F		
NEMA NOM. EFF	93	PF	85						
RATING	40C AMB-CONT								
CC	010A								
ENCL	OPSB	SER							
DE	6309	ODE	6208						
VPWM INVERTER READY									
CT30-60(2:1) VT3-60(20:1)									

Accessories

Part number	Description	Multiplier
39-3400	C FACE KIT	A8

AC Induction Motor Performance Data

Record # 67097

Typical performance - not guaranteed values

Winding: 39WGY386-R001		Type: 3948M	Enclosure: OPSB	
Nameplate Data			575 V, 60 Hz: Single Voltage Motor	
Rated Output (HP)	15	Full Load Torque	44.51 LB-FT	
Volts	575	Start Configuration	direct on line	
Full Load Amps	14.2	Breakdown Torque	144 LB-FT	
R.P.M.	1765	Pull-up Torque	61.77 LB-FT	
Hz	60	Locked-rotor Torque	78.95 LB-FT	
NEMA Design Code	A	Starting Current	95.94 A	
Service Factor (S.F.)	1.15	No-load Current	5.26 A	
NEMA Nom. Eff.	93	Line-line Res. @ 25°C	0.906 Ω	
Rating - Duty	40C AMB-CONT	Temp. Rise @ Rated Load	26°C	
S.F. Amps		Temp. Rise @ S.F. Load	32°C	
		Locked-rotor Power Factor	33	
		Rotor inertia	2.1 lb-ft ²	

Load Characteristics 575 V, 60 Hz, 15 HP

% of Rated Load	25	50	75	100	125	150	S.F.
Power Factor	50	72	81	85	87	87	86
Efficiency	89.8	93	93.4	93	92.3	91.2	92.6
Speed	1792	1785	1778	1769	1760	1750	1764
Line amperes	6.27	8.43	11.11	14.21	17.47	21.2	16.2

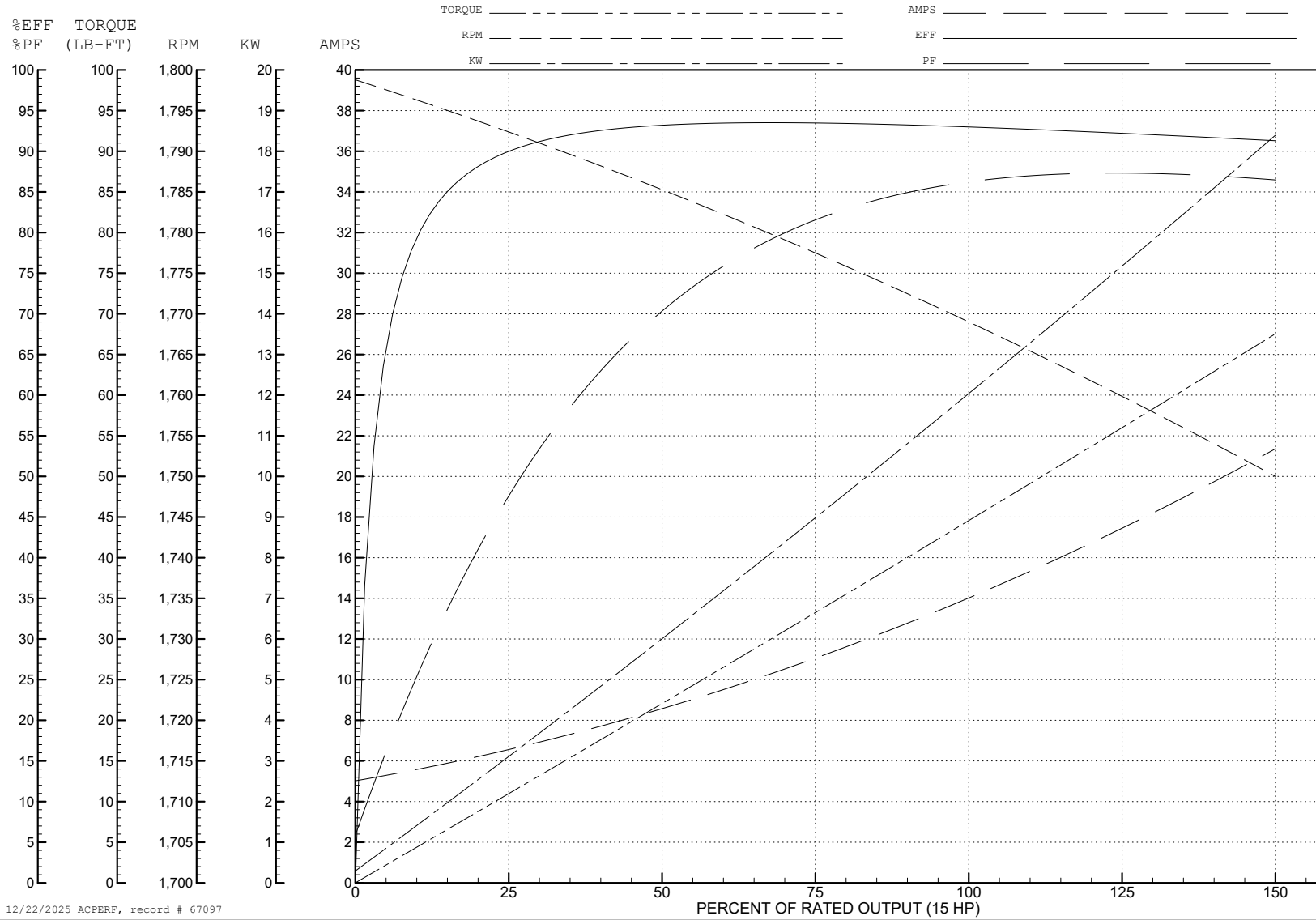
ABB Motors and Mechanical Inc.

WINDING # 39WGY386

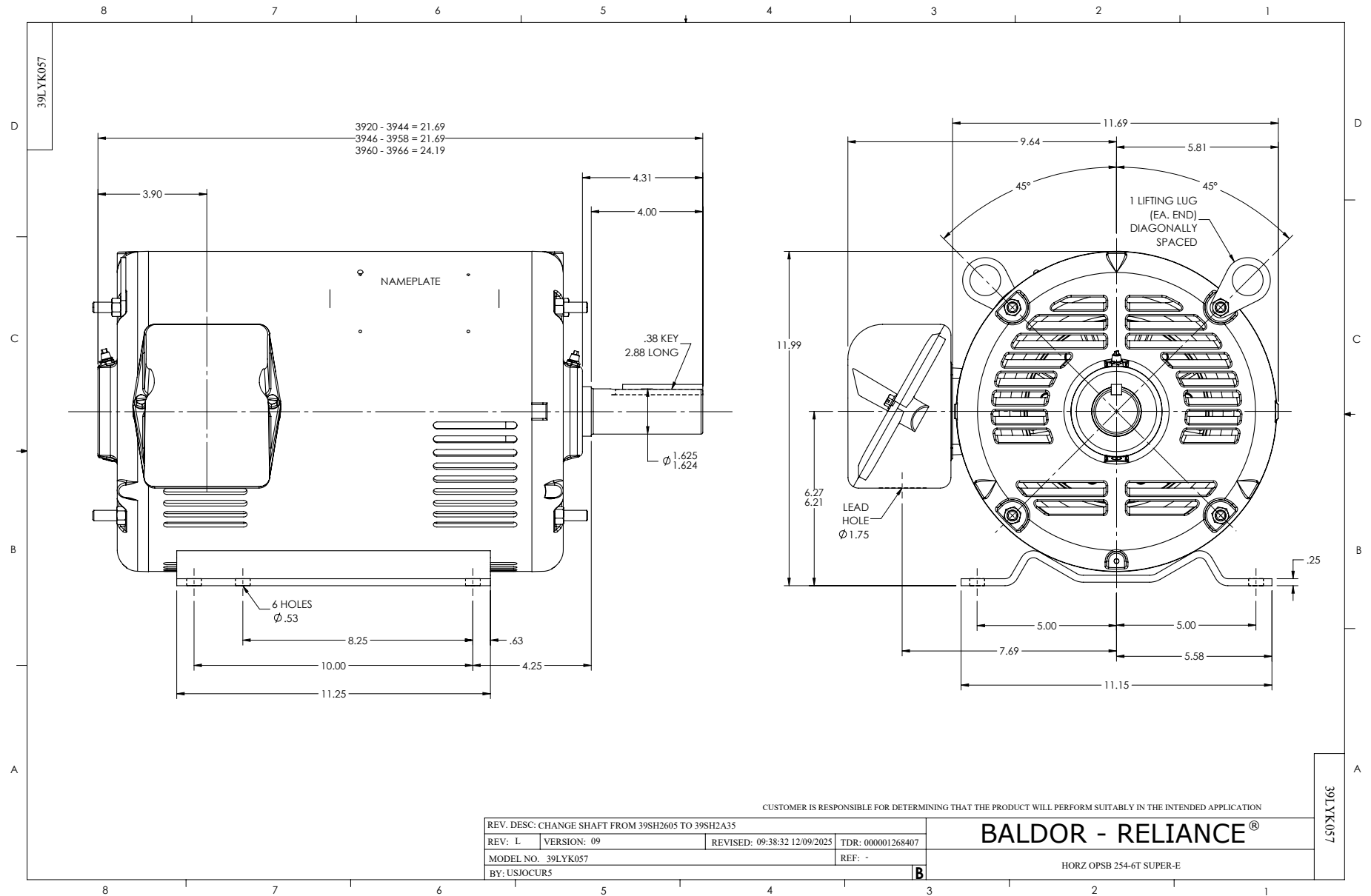
Typical performance - not guaranteed values.

15 HP 3 PH 60 HZ 1765 RPM 575 V 3948M

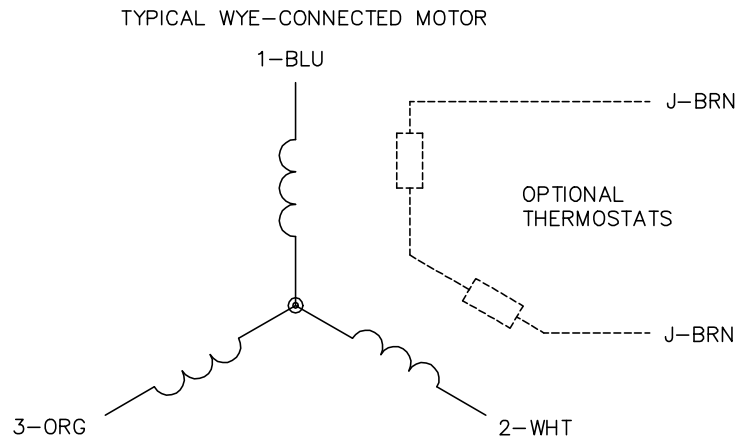
TORQUES (LB-FT): PO=144 PU=61.77 LR=78.95 LRA=95.94



12/22/2025 ACPERF, record # 67097



CD0006



NOTES:

1. THREE LEAD MOTOR MAY BE EITHER WYE CONNECTED OR DELTA CONNECTED.
2. INTERCHANGE ANY TWO LINE LEADS TO REVERSE ROTATION.
3. OPTIONAL THERMOSTATS ARE PROVIDED WHEN SPECIFIED.
4. ACTUAL NUMBER OF INTERNAL PARALLEL CIRCUITS MAY VARY.
5. LEAD COLORS ARE OPTIONAL. LEADS MUST BE NUMBERED AS SHOWN.

CD0006

REV. DESC: ADD CLASS CONN00000007		
REV. LTR: E	VERSION: 01	TDR: 000001099922
FILE: \AAA\00005\141	REVISED: 10:24:49 02/19/2019	BY: ENBRIRO
MTL: -	© □	

BALDOR - RELIANCE®

3PH, SV, 3 LEADS, WYE OR DELTA CONNECTED

SH 1 of 1